
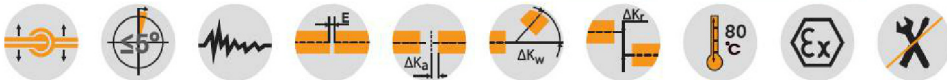


POLY-NORM® ADR Flexible couplings

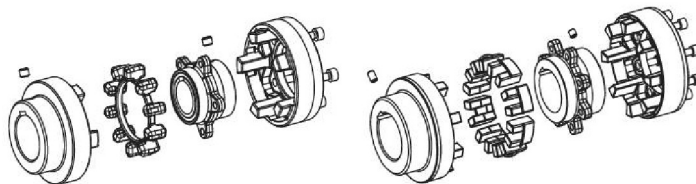
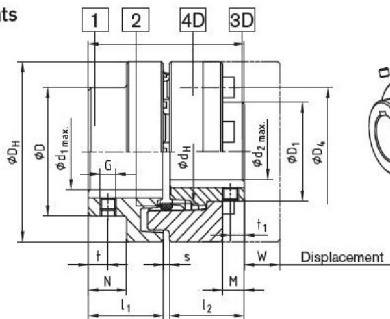
Three-part



For legend of pictogram please refer to flapper on the cover



Components



Size 38-125

Size 140-280

- Components:
 Type ADR (Three-part)
 1 = Standard hub* (G.I.L.)
 2 = Elastomer ring (up to size 180 NBR 78 Sh-A; from size 200: T-PUR® 84 Sh-A)
 3D = Flange hub (up to size 180: GJS; from size 200: steel) 4D = cam ring (G.I.L.)
 * To be preferably used on driving side

POLY-NORM® Type ADR

Size	Torque of elastomer ring [Nm] ¹⁾		Dimensions [mm]															
			Max. finish bore ²⁾		General											Thread for setscrew		
	TKN	TKmax	d1	d2	L _{ADR}	l ₁ :l ₂	s	D _H	D	D ₁	d _H	N	M	W	G	t	t ₁	T _A [Nm]
38	90	180	40	34	80	38	4	87	62	48	50	19,5	11,0	12	M8	10	7	10
42	150	300	45	38	88	42	4	96	69	54	55,5	20	12,0	16	M8	10	7	10
48	220	440	50	44	101	48	5	106	78	62	64	24	13,7	16	M8	15	7	10
55	300	600	60	50	115	55	5	118	90	72	73	29	18,7	15	M8	14	14	10
60	410	820	65	56	125	60	5	129	97	80	81	33	22,2	14	M8	15	15	10
65	550	1100	70	60	135	65	5	140	105	86	86	36	26,7	11	M10	20	20	17
75	850	1700	80	68	155	75	5	158	123	98	100	42,5	27,8	16	M10	20	20	17
85	1350	2700	90	78	175	85	5	182	139	112	116	48,5	33,7	18	M10	25	25	17
90	2000	4000	95	85	185	90	5	200	148	122	128	49	31,5	26	M12	25	25	40
100	2800	5800	110	95	206	100	6	224	165	136	143	55	37,5	28	M12	25	25	40
110	3900	7800	50-120	105	226	110	6	250	185	150	158	60	39,5	30	M16	30	30	80
125	5500	11000	55-140	115	256	125	6	280	210	168	178	70	48,0	35	M16	35	35	80
140	7200	14400	65-155	55-135	286	140	6	315	235	195	216	76,5	47,0	59	M20	35	35	140
160	10000	20000	75-175	65-155	326	160	6	350	265	225	246	94,5	65,0	43	M20	45	45	140
180	13400	26800	75-200	65-175	366	180	6	400	300	255	290	111,5	79,0	33	M20	50	50	140
200	19000	38000	85-200	200	408	200	8	450	335	290	-	126	95	7	M24	50	50	240
220	30000	60000	95-220	220	448	220	8	500	370	320	-	140	103	8	M24	50	50	240
240	43000	86000	105-240	240	488	240	8	550	405	350	-	154	119	1	M24	50	50	240
260	55000	110000	115-260	260	530	260	10	600	440	390	-	158	109	34	M24	60	60	240
280	67000	134000	125-280	280	570	280	10	700	475	410	-	172	109	29	M24	60	60	240

Classification of cylinder screws DIN EN ISO 4762-12.9

Size	M x l [mm]	Number z	Pitch z x angle	D ₄ [mm]	T _A [Nm] ³⁾	Size	M x l [mm]	Number z	Pitch z x angle	D ₄ [mm]	T _A [Nm] ³⁾
38	M6x18	5	5x72	62	10	110	M16x40	8	8x45	183	210
42	M8x16	5	5x72	69	25	125	M20x40	8	8x45	202	410
48	M8x20	6	6x80	78	25	140	M20x50	8	8x45	237	410
55	M6x20	6	6x80	88	25	160	M20x55	9	9x40	267	410
60	M8x20	6	6x80	98	25	180	M20x60	10	10x36	304	410
65	M10x20	6	6x80	104	49	200	M20x60	10	10x36	342	580
75	M10x25	6	6x80	120	49	220	M24x70	10	10x36	378	1000
85	M12x25	6	6x80	138	86	240	M27x70	10	10x36	416	1500
90	M16x30	6	6x80	149	210	260	M30x90	10	10x36	480	2000
100	M16x30	6	6x80	163	210	280	M30x90	10	10x36	520	2000

¹⁾ Standard material Perbunan (NBR) 78 Shore-A, size 140-280 double tooth elements. For selection see page 10 et seqq.

²⁾ Bore H7 with feather keyway DIN 6885 sheet 1 [JS9] with thread for setscrews 3) Screw tightening torques acc. to 8.9

Ordering example:	POLY-NORM® 65	ADR	d ₁ =Ø55	d ₂ =Ø60
	Coupling size	Type	Finish bore	Finish bore